


# FREEBIE SEQUENCING & STORY MAPPING



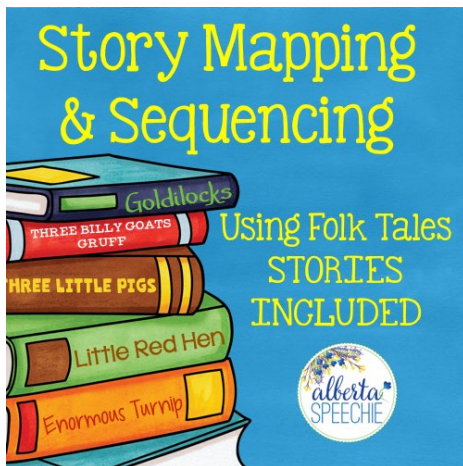
# SEQUENCING & STORY GRAMMAR :

Welcome to "Sequencing and Story Mapping" This product was designed to help children's story comprehension, sequencing, story retell skills and being able to answer questions. This activity works great as a one-to-one activity or as a small group activity.

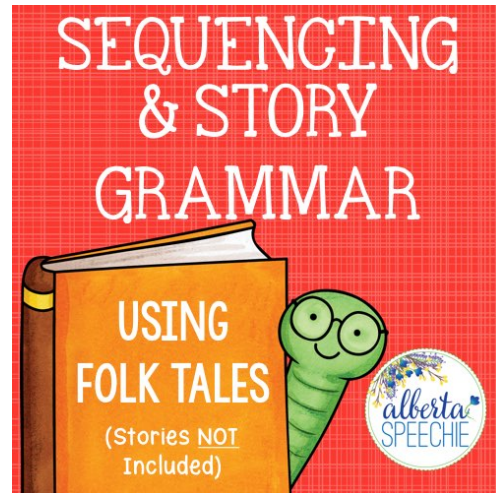
TO MAKE: Print stories on cardstock. Cut story pages along the dotted line. Laminate the pages for greater durability, and bind into a book. For the activity sheets just print off and go.

TO COMPLETE: Read the story to the children. Choose and appropriate activity and print off the sheets. Complete the sheets with your child.

## IF YOU LIKE THIS FREEBIE TRY



Contains this Freebie plus four other stories. Storybooks INCLUDED



Contains this Freebie plus four other stories. Storybooks NOT INCLUDED

## TABLE OF CONTENTS

### "Three Billy Goats Gruff"

|                      |          |
|----------------------|----------|
| 1. Story             | ...4-10  |
| 2. Story Mapping     | ...11-12 |
| 3. 4-Step Sequencing | ...13    |
| 4. 5-Step Sequencing | ...14    |

# THANK YOU!

Thanks again for downloading this activity! The students I work with love to read this story and I hope you and your students will enjoy it too. Please feel free to send me any comments or feedback you may have. Remember, you receive TpT credits when you leave feedback.


Alberta Speechie

## TERMS OF USE

© 2016 Alberta Speechie. All rights reserved. Purchase of this unit entitles the purchaser the right to reproduce the pages in limited quantities for classroom use only. Duplication for an entire school, an entire school system, Health unit, Health region or commercial purposes is strictly forbidden without written permission from the publisher. As well copying parts or the whole product and placing it on the internet is strictly forbidden without written permission from Alberta Speechie email: [albertaspeechie@gmail.com](mailto:albertaspeechie@gmail.com)

## Credits

The graphics and fonts came from these wonderful artists.




[www.teacherspayteachers.com/Store/The-Clipart-Factory](http://www.teacherspayteachers.com/Store/The-Clipart-Factory)

# Three Billy Goats Gruff



Adaptation by  
Alberta Speechie


© 2016 Alberta Speechie.



One day three goats were eating grass.

© 2016 Alberta Speechie.


2.



: The goats wanted to eat grass across the bridge but there was a troll living under the bridge.

© 2016 Alberta Speechie.


3.



: The littlest goat tried to go across the bridge. The troll stopped him and said, "I'm going to eat you!"

© 2016 Alberta Speechie.


4



The little goat said, "Don't eat me. I'm small. Eat my brother. He's bigger."

© 2016 Alberta Speechie.

5



The little goat crossed the river.

© 2016 Alberta Speechie.




The medium goat wanted to cross the river. The troll stopped him and said, "I'm going to eat you!"

© 2016 Alberta Speechie.



The medium goat said, "Don't eat me. I'm small. Eat my brother. He's bigger."

© 2016 Alberta Speechie.



The medium goat crossed the bridge.

© 2016 Alberta Speechie.



The biggest goat tried to go across the bridge. The troll stopped him and said, "I'm going to eat you!"

© 2016 Alberta Speechie.



10:



The biggest goat said, "No you won't!"

© 2016 Alberta Speechie.

11:



The goat pushed the troll into the water and crossed the bridge. They never saw the troll again.

© 2016 Alberta Speechie.



The end!

# Three Billy Goats Gruff: Story Map

Name: \_\_\_\_\_

INSTRUCTIONS: Glue the pieces from the next page onto the correct squares.


Who is in the story?



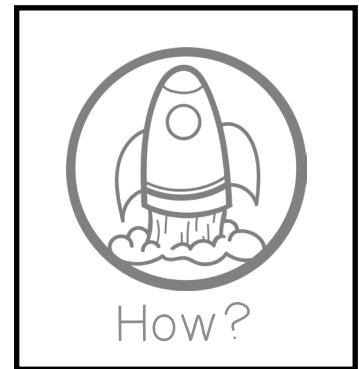
Where does the story take place?



When does the story take place?



How does the story start?



Put the story in the right order.

1












2

3

4

# Three Billy Goats Gruff: Story Map Pieces




INSTRUCTIONS: Cut out the squares and glue them on the story map in the correct positions

|  |  |   |   |
|--|--|---|---|
|  <p>Small goat</p>              |  <p>Big goat pushes the troll in the water.</p> |  <p>Sunny day</p>                             |  <p>Troll</p>                    |
|  <p>Big goat</p>               |  <p>Medium goat meets troll.</p>               |  <p>Medium goat</p>                          |  <p>Small goat meets troll.</p> |
|  <p>Big goat meets troll.</p> |  <p>Pasture</p>                               |  <p>The goats want to cross the bridge.</p> |   |


# Three Billy Goats Gruff: Sequencing

Name: \_\_\_\_\_

INSTRUCTIONS: Cut out the pictures at the bottom of the page and glue them in the correct sequence.




© 2016 Alberta Speechie.




Medium goat meets troll.



Big goat pushes the troll in the water.



Small goat meets troll.


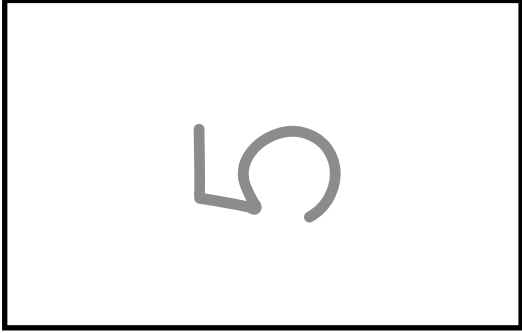





Big goat meets troll.


# Three Billy Goats Gruff: Sequencing

Name: \_\_\_\_\_


INSTRUCTIONS: Cut out the pictures at the bottom of the page and glue them in the correct sequence.




The medium goat meets troll.



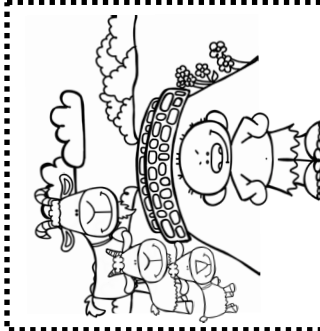
The big goat pushes the troll in the water.



The small goat meets troll.



The big goat meets troll.



Three goats lived in a pasture and they wanted to cross the bridge.